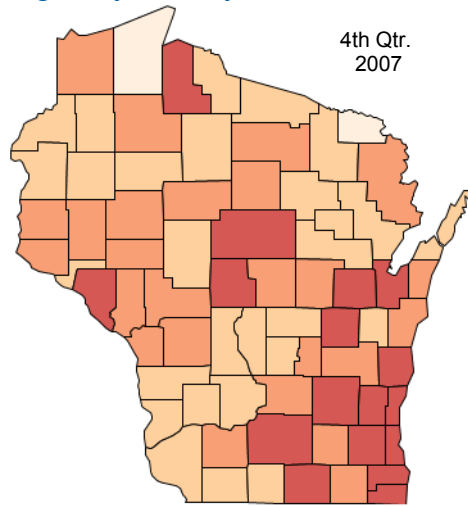
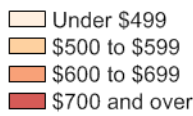


## Wisconsin Average Weekly Wages by County



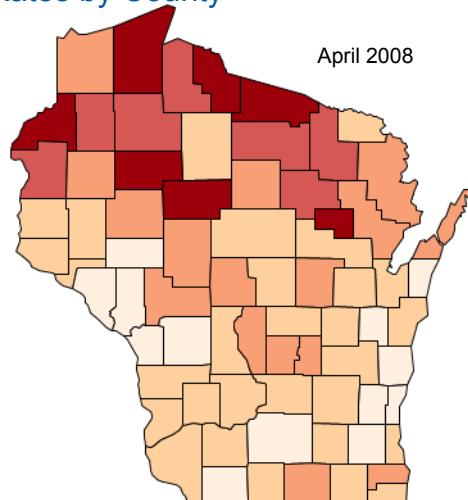
4th Qtr.  
2007

Wisconsin Average Weekly Wage: \$769

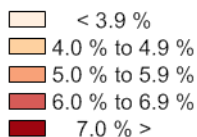


Source:  
DWD, LMI, QCEW

## Wisconsin Unemployment Rates by County



April 2008



Source:  
DWD, LMI, LAUS



# Manitowoc County Snapshot

Released May 28, 2008

## County Employment Overview - 3rd Qtr. 2007

Below are the county's most common occupations based upon their employment. Under each occupation are the industries that, based on statewide employer staffing patterns, (estimated total number of jobs), employ the most people in the occupation. Next to each industry is the largest county employer that may employ people in that occupation. (Note: An \* before an employer's name indicates that the employer has multiple locations or is counted in multiple industries but chose not to break out this information.)

### 1 Retail Salespersons

INDUSTRIES	LARGEST EMPLOYERS IN INDUSTRY	# OF EMPLOYEES
Discount Department Stores	Wal-Mart	250-499
Home Centers	Menards	100-249
All Other General Merchandise Stores	Farm & Fleet	100-249
New Car Dealers	*Pietroske Inc	50-99
Hobby, Toy, and Game Stores	Hobby Lobby Stores	20-49

### 2 Team Assemblers

Construction Machinery Manufacturing	Manitowoc Cranes	500-999
Fluid Power Valve and Hose Fitting Mfg.	Parker Hannifin Corp	250-499
AC, Refrigeration, and Forced Air Heating	Manitowoc Ice Inc	250-499
Temporary Help Services	Great Lakes Staffing Corp	100-249
All Other Plastics Product Manufacturing	Kaysun Corp	100-249

### 3 Cashiers

Supermarkets and Other Grocery Stores	Copps	100-249
Gasoline Stations with Convenience Stores	Kwik Trip	100-249
Home Centers	Menards	100-249
All Other General Merchandise Stores	Farm & Fleet	100-249
Pharmacies and Drug Stores	Walgreens	50-99

### 4 Food Prep & Serving Staff

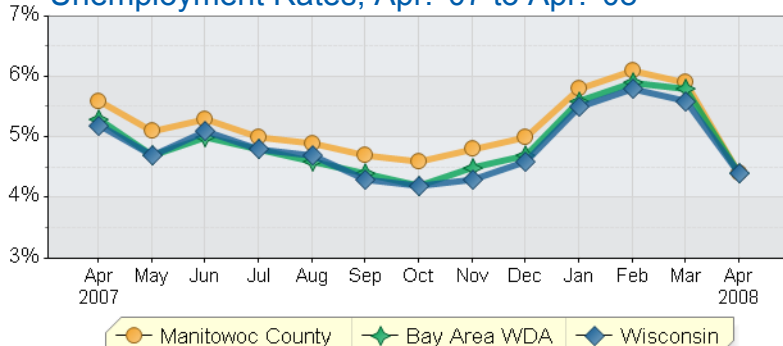
Elementary and Secondary Schools	*Local Government	500-999
Supermarkets and Other Grocery Stores	Copps	100-249
Gasoline Stations With Convenience Stores	Kwik Trip	100-249
Limited-Service Restaurants	McDonald's	50-99
Full-Service Restaurants	Applebee's	50-99

### 5 Janitors

General Medical and Surgical Hospitals	*Holy Family Memorial	1,000+
Elementary and Secondary Schools	*Local Government	500-999
Executive and Legislative Offices, Combined	Local Government	500-999
Temporary Help Services	Great Lakes Staffing Corp	100-249
Hotels and Motels, except Casino Hotels	Fox Hills Resort & County Club	100-249

Source: DWD, LMI, QCEW Q3 2007; LMI, EDS Q2 2006; OEA, Short-Term Projections 2006-2008

## Unemployment Rates, Apr. '07 to Apr. '08



## Unemployment Rates

	Apr. '08	Mar. '08	Apr. '07
Manitowoc County	4.4%	5.9%	5.6%
Bay Area WDA**	4.4	5.8	5.3
Wisconsin	4.4	5.6	5.2

## Employment

	Apr. '08	Mar. '08	Apr. '07
County Civilian Labor Force	46,379	46,545	45,661
# Employed	44,333	43,804	43,121
# Unemployed	2,046	2,741	2,540
WDA Civilian Labor Force	344,473	345,900	344,805
# Employed	329,275	325,948	326,460
# Unemployed	15,198	19,952	18,345

Source: DWD, LMI, LAUS

\*\*Bay Area WDA comprised of Florence, Marinette, Oconto, Menominee, Shawano, Brown, Door, Kewaunee, Manitowoc & Sheboygan Counties

Questions? - email [worknet@dwd.state.wi.us](mailto:worknet@dwd.state.wi.us)

# Current Active JobNet Orders\* - May 20, 2008



## 1 Occupations with the Most Job Openings based on the worksite

	OCCUPATION	# OF ESTIMATED OPENINGS	EMPLOYERS WITH MOST OPENINGS
COUNTY	Customer Service Reps	32	MJY Distributing; Kbc Distributing, LLC; Engstrom Inc
	Construction Laborers	25	Army National Guard; Braun Electric Inc; Trillium Staffing Solutions
	Production Helpers	23	Shoto Corporation; ABR Employment Services; Manitowoc Composites LLC
WDA	Production Staff	427	Ki; Staffmark; Staff Management
	Production Helpers	218	Cari Kallin Avon Ind Sales Rep; Staffmark; Akruie LLC
	Personal & Home Care Aides	148	Homes for Independent Living; Innovative Services Inc; Home Instead Senior Care

## 2 Employers with the Most Job Openings based on the worksite

	EMPLOYER	# OF ESTIMATED OPENINGS	EMPLOYER'S MOST FREQUENT TYPES OF JOB OPENINGS
COUNTY	Army National Guard	110	Military Enlisted Tactical Ops; Construction Laborers; Heavy/18-Wheel Truck Drivers
	Engstrom Inc	39	Production Staff; Painting Workers; Industrial Machinery Mechanics
	MJY Distributing	18	Customer Service Reps
WDA	Army National Guard	110	Military Enlisted Tactical Ops; Construction Laborers; Heavy/18-Wheel Truck Drivers
	Cari Kallin Avon Ind Sales Rep	100	Production Helpers
	Staffmark	94	Production Staff; Production Helpers; Packaging & Filling Machine Ops

## 3 JobNet Summary Statistics

	COUNTY	WDA
Total Job Openings	606	4,623
Employers with Openings	112	754

## Unemployment Insurance Benefits

		Apr. '08	Mar. '08	Apr. '07
Initial Claims	County	828	1,055	841
	WDA	5,811	7,016	5,711
Continued Claims	County	5,444	8,061	7,077
	WDA	41,624	57,336	46,865

Source: Wisconsin's JobNet, May 20, 2008

\*This JobNet Orders report provides the number of job openings by occupation and by company. It is a "snapshot" of information for one day in JobNet. Job orders with five (5) or fewer counties only will be retrieved and reported above. Companies listing more than five counties as worksites will not be used for the Snapshot publications.

Source: DWD, UI

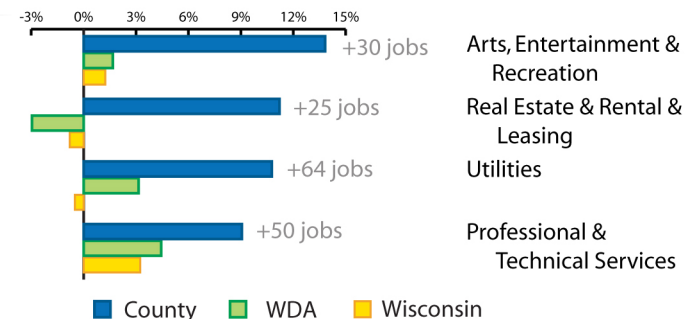
## Top Employing Industries in County - 4th Qtr. 2007



Emp #	Industry (percent)
11,079	Manufacturing (31%)
4,324	Health Care & Social Assistance (12%)
3,520	Retail Trade (10%)
2,635	Educational Services (7%)
2,622	Accommodation & Food Services (7%)
1,628	Public Administration (5%)
9,452	All Other Industries (27%)

Source: DWD, LMI, QCEW

## County Industries w/ Largest Percentage Growth in Employment: 2nd Qtr. 2006 - 2nd Qtr. 2007



Source: U.S. Census Bureau, LED

## Nonfarm Employment

	Manitowoc County			State
	April 2008 Employment	Change Since Last Month		%
		#	%	
Total Nonfarm	37,734	530	1.4 %	0.7 %
Total Private	33,025	486	1.5	0.8
Goods Producing	12,632	180	1.4	1.5
Natural Resources and Mining and Construction	1,096	102	10.3	7.7
Manufacturing	11,536	78	0.7	0.1
Private Service Providing	20,393	306	1.5	0.6
Trade	4,407	51	1.2	-0.2
Transportation Warehousing and Utilities	1,653	31	1.9	0.6
Financial Activities	1,058	1	0.1	0.7
Educational and Health Services	5,178	56	1.1	0.2
Leisure and Hospitality	3,187	100	3.2	2.8
Information, Professional, Business & other Services	4,910	67	1.4	0.3
Government	4,709	44	0.9	0.1

Source: DWD, LMI, CES & Small County Estimates